

:U``9bfc` a Ybh`C jYf jjYk

The Fall Enrollment component collects student enrollment counts by level of student, enrollment status, gender and race/ethnicity. In addition, first-time student retention rates and the student-to-faculty ratio are collected. Enrollment by age is required in odd-numbered years, and enrollment by residence of first-time undergraduates is required in even-numbered years.

7 \Ub[Yg`hc`fYdcfh]b[`Zcf`&\$%-!&\$

- The term 'contact hour' has been replaced with the term 'clock hour'
 - The term 'formal award' has been replaced with the term 'recognized postsecondary credential'
 - There is a new instruction to exclude students participating in Experimental Pell (See
-

7c a d`Yh]cb`cZ`DUfh`7`fFYg]XYbWY`cZ`:]fgh!H]a Y`8Y [fYY#7Yfh]Z]WUhY!GYY_]b[` I bXYf [fUX i UhYgL`.]g`cdh]cbU`h\]g`mYUf`

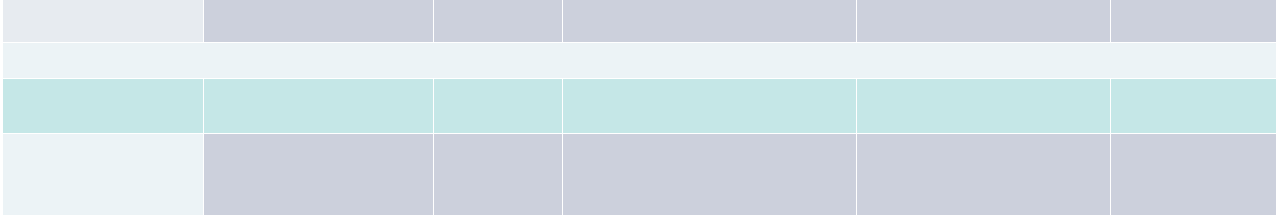
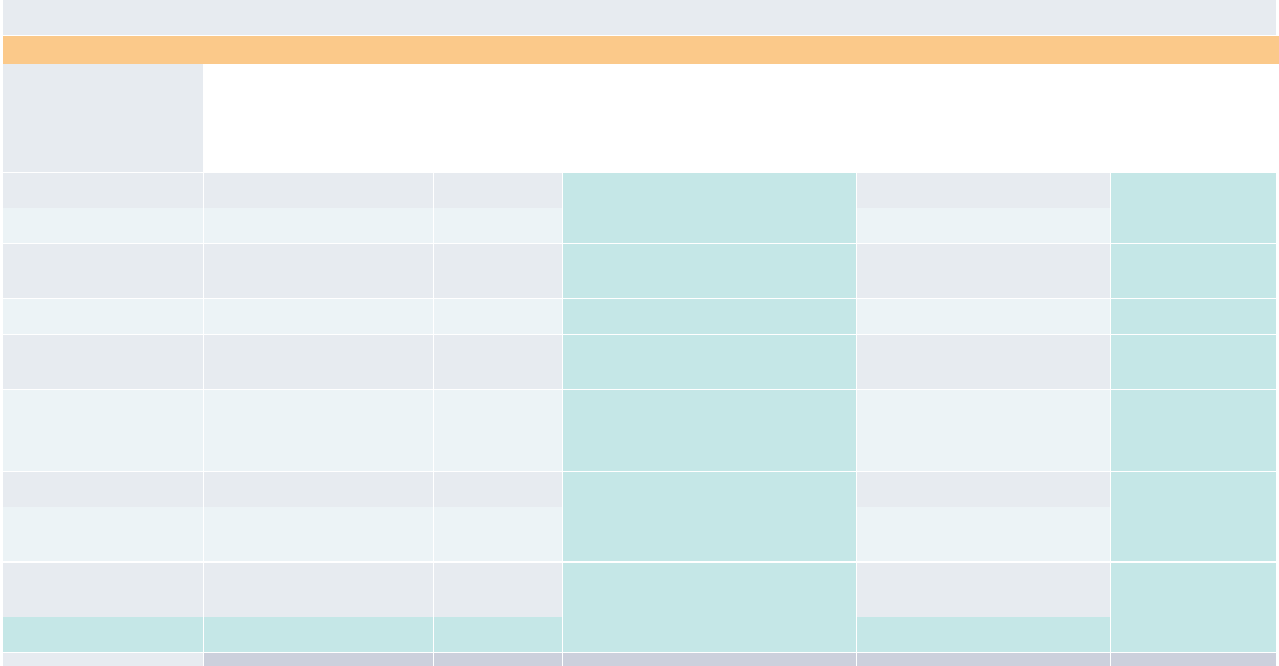
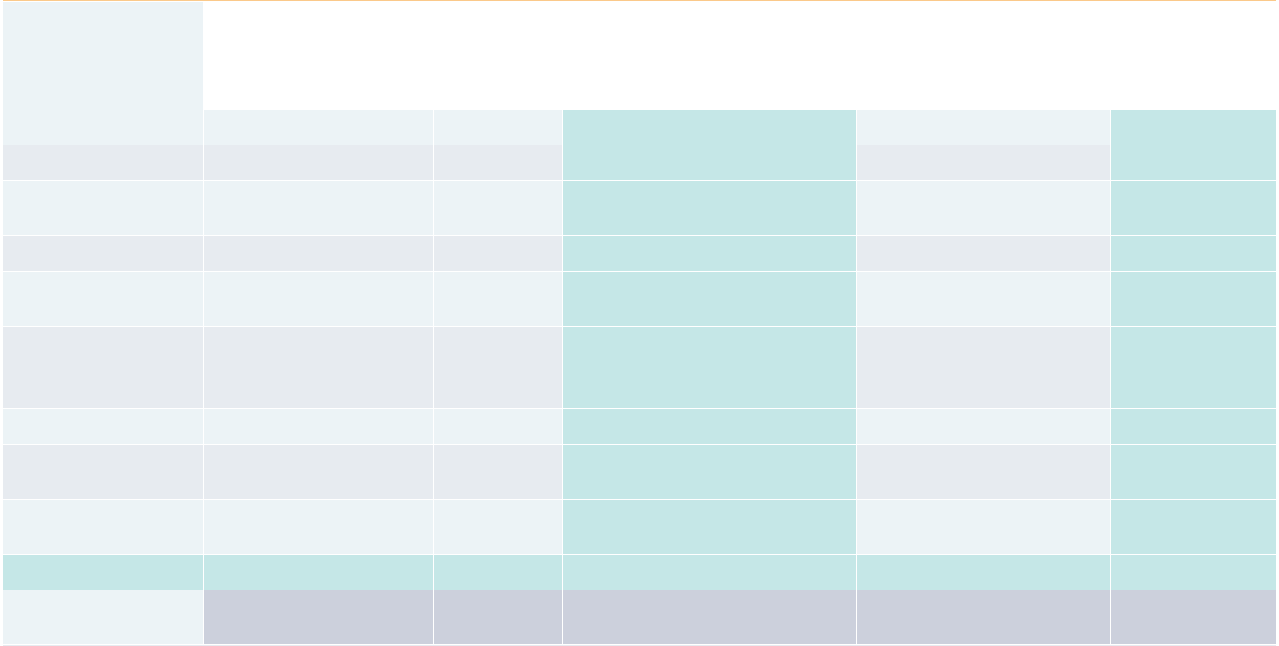
8c`mc i `k]g`hc`Wc a d`YhY`DUfh`7`h\]g`mYUf3

=Z`mc i `gY`YWh`fiMYgfiz`mc i `k]``VY`Y I dYWhYX`hc`Wc a d`YhY`h\Y`DUfh`7`gWfYYbg`

=Z`mc i `gY`YWh`fiBcfiz`mc i `k]``g_]d`DUfh`7`

9bfc` a Ybh Ug`cZ'h\Y']bgh]h i h]cbfig`cZZ]W]U`ZU``fYh

`cZ'h\Y']bgh]h i h]cbfig`



CZ'h\cgY'gh i XYbhg' <i>exclusively</i> Ybfc``YX'jb X]ghUbWY'YX i WUh]cb'Wc i fgYgz'fYdcfh'h\Y bi a VYf'h\Uh'UfY. Located in		I bXYf [fUX i UhY' Gh i XYbhg		; fUX i UhY
		Degree/certificate-seeking	Non-degree/non-certificate-seeking	Gh i XYbhg
FL	2,721	310	2,265	

9bfc` a Ybh'Ug'cZ'h\Y']bgh]h i h]cbfig'cZZ]W]U`ZU`fYdcfh]b['XUhY'cf'Ug'cZ'CWheVYf'%)z'&\$%-			
5 [Y	DUfh!h] a Y' I bXYf [fUX i UhY' Gh i XYbhg		
	Men	Women	
Under 18	11	22	
18-19	155	146	
20-21	530	617	
22-24	1,211	1,295	
25-29	804	833	
30-34	324	359	
35-39	166	207	
40-49	144	220	
50-64	51	115	
65 and over	8	6	
Age unknown/unreported	0	3	
Total part-time undergraduate students (from part A)	3,404	3,823	

9bfc` a Ybh' Ug' cZ'h \Y']bgh]h i h]cbfig' cZZ]W]U` ZU` `fYdcfh]b [`XUhY' cf' Ug' cZ' CWhcVYf'%)z' &\$\$%-			
5 [Y	: i` `!h] a Y' ; fUX i UhY' Gh i XYbhg		
	Men		Women
Under 18	1		
18-19	1		1
	10		87
22-24			

8]X'Ubm'cZ'mc i f'Z]fgh!h]a Y'XY [fYY#WYfh]Z]WUhY!gYY_]b [' i bXYf [fUX i UhY'gh i XYbhg'ffYdcfhYX']b'DUfh'5k'Ybfc``k]h\]b'%&
a cbh\g'cZ' [fUX i Uh]b ['\] [\ 'gW\cc``cf'fYWY]j]b ['h\Y]f' ; 983

- No, we do not have any first-time students who enrolled within 12 months of their high school graduation.
- Yes, we have first-time students who enrolled within 12 months of their high school graduation.

Mc i 'a Um' i gY'h\Y'gdUWY'VY'c k'hc'dfc j]XY'WcbhYIh'Zcf'h\Y'XUhU'mc i i jY'fYdcfhYX'UVc jY"

--

State of residence		FIPS Code	Total first-time students in column 1, those who received a high school graduation diploma or GED certificate (1) and those who received their GED certificate (2)
South Carolina			2
South Dakota			2
Tennessee			10
Texas			17
Utah			
Vermont			
Virginia			
Washington	Virginia		

HchU` I bXYf [fUX i UhY'9bhYf]b ['7`Uggz' :U``&\$%-

D1 Total full-time, first-time degree/certificate-seeking undergraduates from Part A (GR cohort)	5,050
D2 Total first-time degree/certificate-seeking undergraduates (full-time + part-time) from Part A	5,139
D3 Total transfer-in degree/certificate-seeking undergraduates (full-time + part-time) from Part A	

D`YUgY`dfc j]XY`mc i f`]bgh]h i h]cbf]g`gh i XYbh!hc!ZUW i`hm`fUh]c`fi]Y`z`gh i XYbh!hc!]bghf i Wh]cbU``ghUZZL`Zcf` i bXYf [fUX i UhY
dfc [fU a g`Zcf` :U``&\$%- "H\Y`gh i XYbh!hc!ZUW i`hm`fUh]c`UbX`Ubm`UWWc a dUbm]b [`WcbhYI h`h\Uh`]g`dfc j]XYX`k]``VY
X]gd`UmYX`cb`7c``Y [Y`BU j]] [Uhcf"

BchY.`@c []W`]b`h\]g`]hY a`]g`g]a]Uf`hc`]hY a `!&`Zfc a `h\Y`7c a a cb`8UhU`GYh`XUhU`Wc``YWh]cb"

Click [here](#) to use a worksheet to help you determine the student-to-faculty ratio

Student-to-faculty ratio	23	to 1
Student-to-faculty ratio prior year	&&	to 1

⊕ Mci`a Um`i gY`h\Y`gdUWY`VY`ck`hc`dfc j]XY`WcbhYI h`Zcf`h\Y`XUhU`mc i fi jY`fYdcfhYX`UVc jY"
H\YgY`WcbhYI h`bchYg`k]``VY`dcghYX`cb`h\Y`7c``Y [Y`BU j]] [Uhcf`kYVg]hYz`UbX`g\c i`X`VY`kf]hhYb`hc`VY` i bXYfghccX
Vm`gh i XYbhg`UbX`dUfYbhg"

IPEDS collects important information regarding your institution. All data reported in IPEDS survey components become available in the IPEDS Data Center and appear as aggregated data in various Department of Education reports. Additionally, some of the reported data appears specifically for your institution through the College Navigator website and is included in your institution's Data Feedback Report (DFR). The purpose of this summary is to provide you an opportunity to view some of the data that, when accepted through the IPEDS quality control process, will appear on the College Navigator website and/or your DFR. College Navigator is

25 and over	17%
Age unknown	0%

First-time, full-time bachelor's seeking student retention rate	91%
First-time, part-time bachelor's seeking student retention	

--	--

:U`9bfc` aYbh`

IbjYfg]hm`cZ`Gc ih\`:`cf]XU!AU]b`7Uadig`fl%`+'`)%L

Source	Description	Severity	Resolved	Options
Screen Entry	The part-time, first-time bachelor's cohort reported in Part E (100) is outside the expected range when compared with the prior year value (Fall 2017 cohort). Please correct your data or explain. (Error #6805)	Explanation	Yes	
Reason:	We did have an increase in Part-time students from last Fall to this Fall.			